


MAINTENANCE

When  is displayed, the evaporator must be replaced.

The equipment will delay in cooling until the evaporator is totally wet.

Do not use fuses higher than 10 Amp.

The equipment will disconnect automatically due to low tension so as to prevent damages to the battery.

Foresee water replenishment taking into account that the unit consumes between 2 and 5 liters per hour depending on ambient temperature.

⚠ When performing equipment maintenance or, by any reason, when the upper cover or the upholstery cover are removed, the equipment **MUST NOT BE SWITCHED ON** until both covers are reinstalled.

Every 6 months:

- Replace the granulated Calfa Bas package.
- Clean the water filter using pressurized water or compressed air opposite to the arrow's direction.

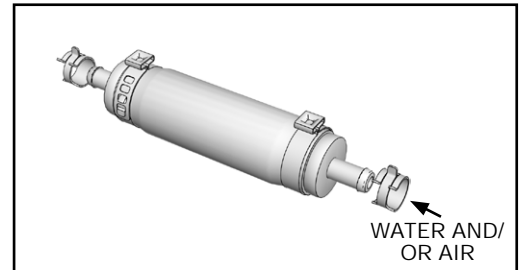
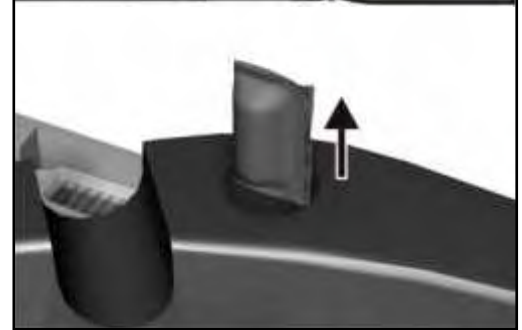
Do not use chemical products to clean the control panel.

During short stops leave the equipment on so as to keep the cabin fresh.

Use only clean water.

Use the drying mode to avoid bad smells when restarting the equipment.

⚠ At the end of the season, close the original VIESA shut-off valve and activate the filter drying cycle.



ORDER ON-LINE

www.viesa.ca / 1-888 438-8444